

BOOKME STATISTICS

Tools > Reports > Appointments > BookME Statistics

The BookME Statistics report displays your BookME data organised in a way that allows you to easily view particular employees and services. The report includes a count of your BookME bookings as well as the value of BookME bookings. Throughout the report, Appointment Book statistics are also displayed as a point of reference. The last page of the report includes stacked bar graphs which show your BookME bookings compared to your Appointment Book bookings on a monthly basis.

This report will allow you to analyse booking trends, and help you track BookME utilisation within your business.

NEW CLIENTS

The number of new clients seen by each employee over a certain number of weeks.

NO. BOOKME BOOKINGS

The number of services booked through BookME.

VALUE BOOKME BOOKINGS

The value of BookME bookings, based on service prices.

NO. POS BOOKINGS

The number of services booked through the Appointment Book.

BookME Report

From Monday, 11 July, 2016
To Friday, 15 July, 2016
Time Period 5 Days



For Employee: All Employees

Employee Statistics

Employee	No. BookME Bookings	Value BookME Bookings	Average Booking Value	No. POS Bookings	Value POS Bookings	BookME % of Total Bookings	BookME % of Total Value
Anna	4	\$440.00	\$110.00	12	\$1,070.00	25.00	29.14
Chris	1	\$155.00	\$155.00	8	\$560.00	11.11	21.68
James	0	\$0.00	\$0.00	6	\$840.00	0.00	0.00
Katie	2	\$170.00	\$85.00	4	\$310.00	33.33	35.42
Lucy	3	\$410.00	\$136.67	11	\$755.00	21.43	35.19
Business	10	\$1,175.00	\$117.50	41	\$3,535.00	19.61	24.95

Note: Business booking figures may be less than the sum of individual employee booking figures because a client who visits multiple employees only counts as one booking to the Business.

New Clients

Employee	Last 4 weeks	Last 8 weeks	Last 12 weeks	Last 16 weeks	Last 6 months	Last year
Anna	0	0	1	1	1	1
James	0	0	0	1	1	1
Katie	1	1	1	1	1	1
Lucy	0	1	1	3	3	3
Total	1	2	3	6	6	6

Note: These figures refer to the period leading up to 12/07/2016

Services

Service	No. BookME Bookings	Value BookME Bookings	No. POS Bookings	Value POS Bookings	BookME % of Total Bookings	BookME % of Total Value
Body Treatments						
30 min Massage	0	\$0.00	2	\$130.00	0.00	0.00
60 min Massage	0	\$0.00	2	\$160.00	0.00	0.00
Body Scrub	0	\$0.00	4	\$160.00	0.00	0.00
	0	\$0.00	8	\$450.00	0.00	0.00
Facials						
Cleansing Facial	1	\$40.00	3	\$120.00	25.00	25.00
Microdermabrasion	0	\$0.00	3	\$375.00	0.00	0.00
Rehydrating Facial	0	\$0.00	2	\$100.00	0.00	0.00
	1	\$40.00	8	\$595.00	11.11	6.30

EMPLOYEE STATISTICS

This section shows statistics broken down by employee.

AVERAGE BOOKING VALUE

The average BookME booking value for each employee, calculated by dividing the total value by the number of bookings.

VALUE POS BOOKINGS

The value of bookings made through the Appointment Book based on service prices.

SERVICES

This section shows a breakdown of statistics for each service.

BOOKME % OF TOTAL BOOKINGS


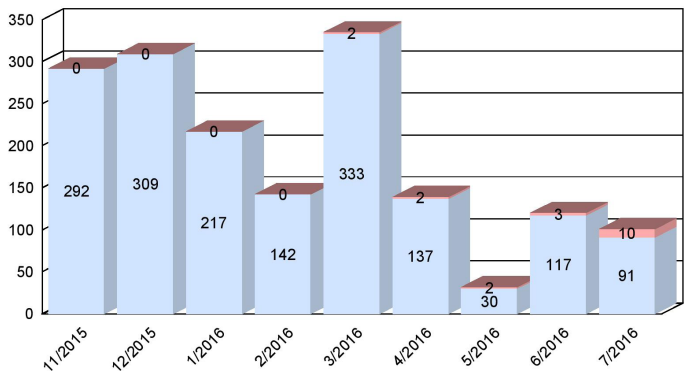
The percentage of total bookings that were made through BookME.

BOOKME % OF TOTAL VALUE

The percentage of total appointment value gained through BookME bookings.

Monthly Trend

Number of Bookings

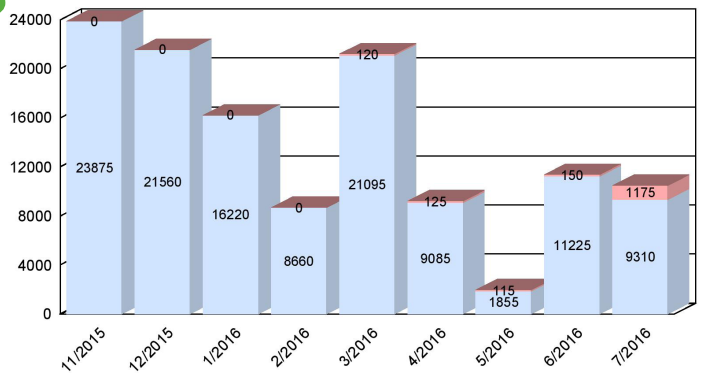


COLOUR LEGEND
BookME bookings are shown in pink and Appointment Book bookings are shown in blue.

NUMBER OF BOOKINGS
This graph shows number of BookME bookings compared to Appointment Book bookings per month.

VALUE OF BOOKINGS
This graph shows the monetary value of BookME bookings compared to Appointment Book bookings per month.

Value of Bookings



Note: These figures refer to the period leading up to 31/07/2016